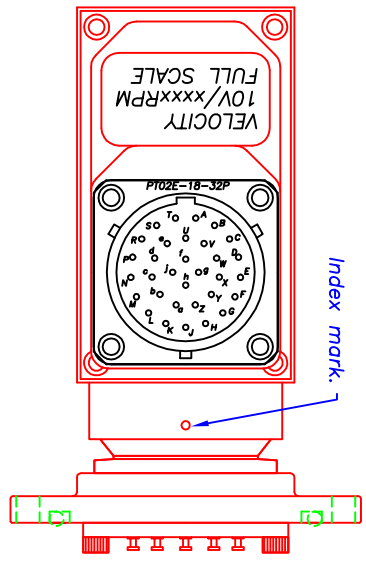
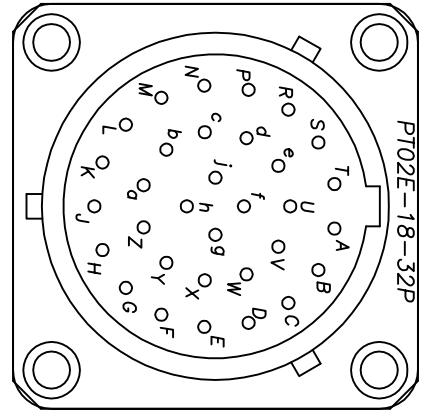


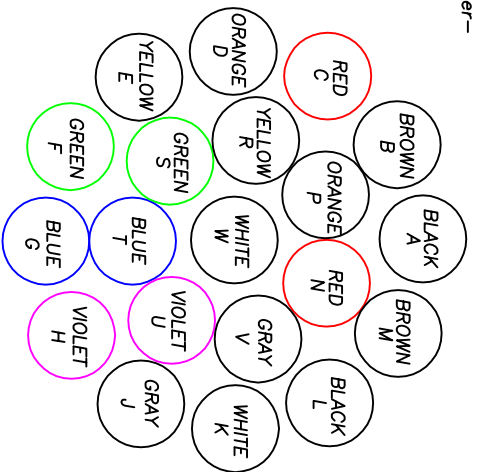
For connector dimensions and information about sealing backshells, see pages 4 - 8 of the price list.

32 contact stator connector	
Bendix PTO2E-18-32P	
Contact	Function
A - W	20 slip rings
<u>Encoder</u>	
X	Ground
Y	Option pin 1
Z	Option pin 2
a	Velocity+Position
b	Velocity output
c	Position output
d	+6 to +16VDC input
e	Ground
f	Output A
g	Output B
h	Output I
j	Output A ⊕ B

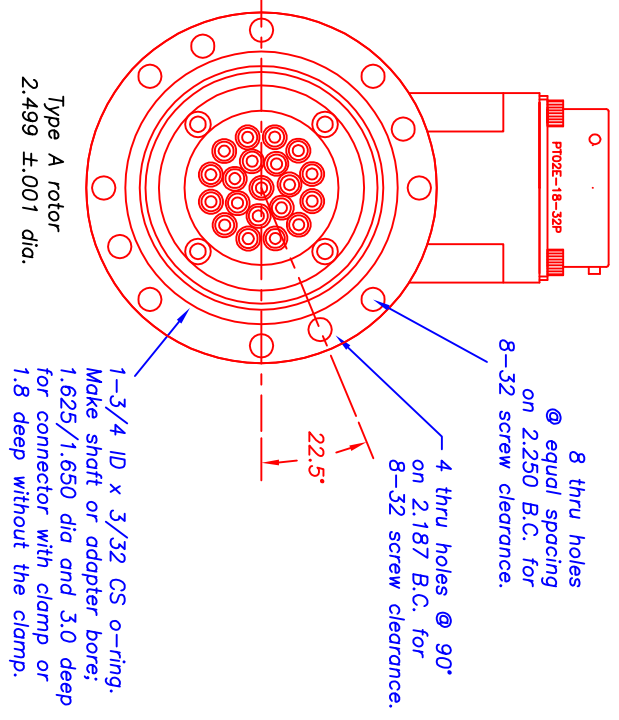
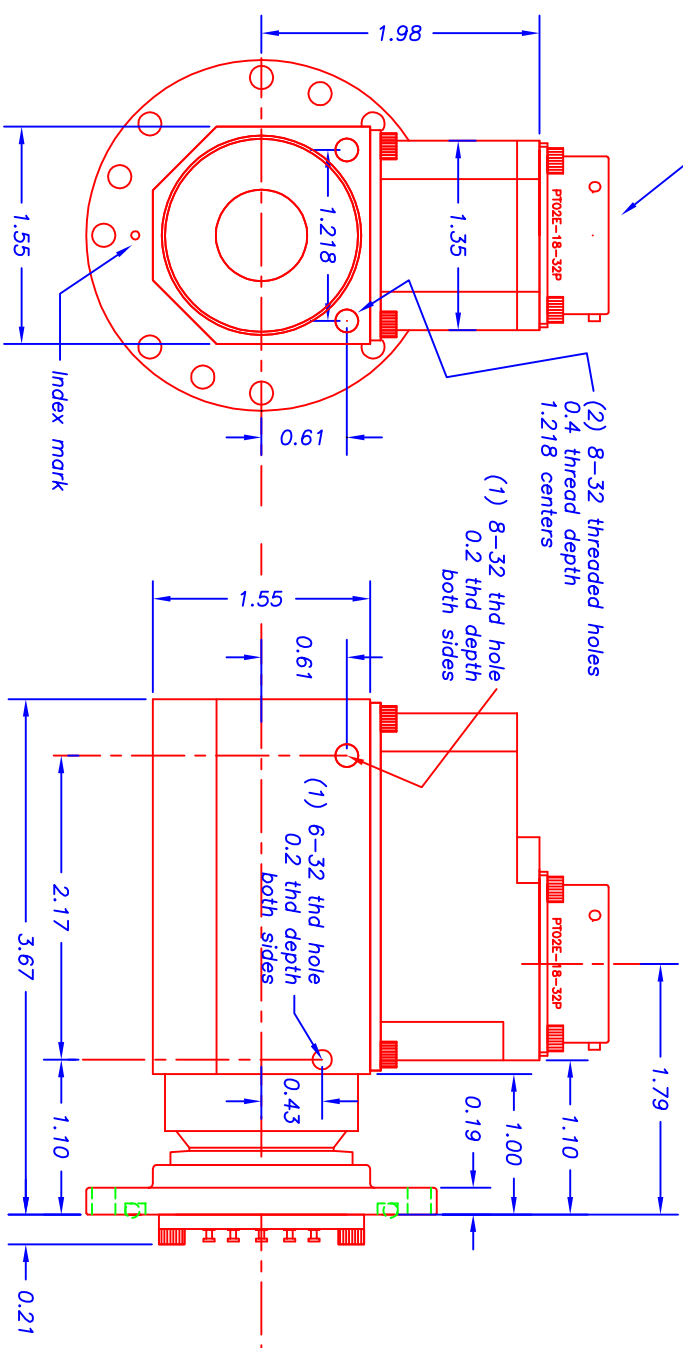
PTO2E-18-32P			
SO	TO	OA	OB
RO	PO	UO	OV
DO	CO	JO	OG
EO	FO	HO	OX
FO	GO	YO	OF
GO	HO	ZO	OG
HO	JO	KO	OJ
JO	LO	MO	
LO	NO		
NO	PO		



NOTE: Terminal colors and corresponding connector letters (A-W) are shown below: (20 connections, counter-clockwise spiral pattern)



ROTOR TERMINAL DETAIL VIEW
WIRING DIAGRAM FOR 20 SLIP RINGS



SR/ERT series
Model SR20A_/T___/TX
20 SLIP RINGS & AN ENCODER WITH BUILT IN ENCODER ELECTRONICS
IN A WEATHERPROOF HOUSING.

MICHIGAN ENCODER CORPORATION
08500 ANCE ROAD
CHARLEVOIX, MI 49720
PHONE: (231)547-5511 FAX: (231)547-7070

TOLERANCES	DESIGNED	DATE:	SCALE:
.xxxx ±.0005	By: KDL	12-11-98	1:1
.xxx ±.005	DRAWN BY:	TITLE:	
.xx ±.01	KDL	OUTLINE DRAWING	
ANGLES ±.01	CHECKED	SHT OF SHTS: SIZE	
SURFACE _____	BY:	BH	
FINISH _____	MATERIAL:		
DRAWING NO.: C35720TB	20 SLIP RINGS & ENCODER & TRACH CIRCUIT		